



V.I. VERNADSKY CRIMEAN FEDERAL UNIVERSITY INTERNATIONAL



KEY MILESTONES IN OUR HISTORY



1918 - Taurida University

1921 - M.V. Frunze Crimean University

1925 - M.V. Frunze Crimean State Pedagogical Institute

1972 - M.V. Frunze Simferopol State University

1999 - V.I. Vernadsky Taurida National University

2014 - V.I. Vernadsky Crimean Federal University



UNIVERSITY STRUCTURE



30 units and 12 branches across Crimea:

14 academies and institutes

5 technical colleges

16 research units and branches

258 study programmes, including:

63 Bachelor's degree programmes

53 Master's degree programmes

8 Specialist degree programmes

72 Postgraduate study programmes

31 Medical residency programmes



WHAT MAKES US A GREAT STUDY DESTINATION



- A rich history spanning over a **century**
- We are among the **10** federal universities in Russia
- **60+ years of experience of receiving international students**
- We are ranked in the **Top 10** universities in the country
- Our degree programmes attract a large number of admission applications
- **Two Nobel Prize winners amongst our former staff: Igor Tamm and Ilya Frank**
- We are partnering with recruiting companies from across the world
- **English-taught degree programmes and affordable tuition**
- Cooperation agreements with universities worldwide
- **Mild Climate**



- ✓ State university
- ✓ Licence / Accreditation
- ✓ State-funded study opportunities
- ✓ Student accommodation options
- ✓ Fantastic location



OUR INTERNATIONAL INITIATIVES ARE CURRENTLY FOCUSED ON:



- South and South-East Asia
- The Arab Middle East
- Africa
- Neighbouring countries



VERNADSKY CFU IN FIGURES



- About **2,500** international students from over **30** countries
- **95** international events held in 2023
- **6** international academic staff



5,000+ staff members

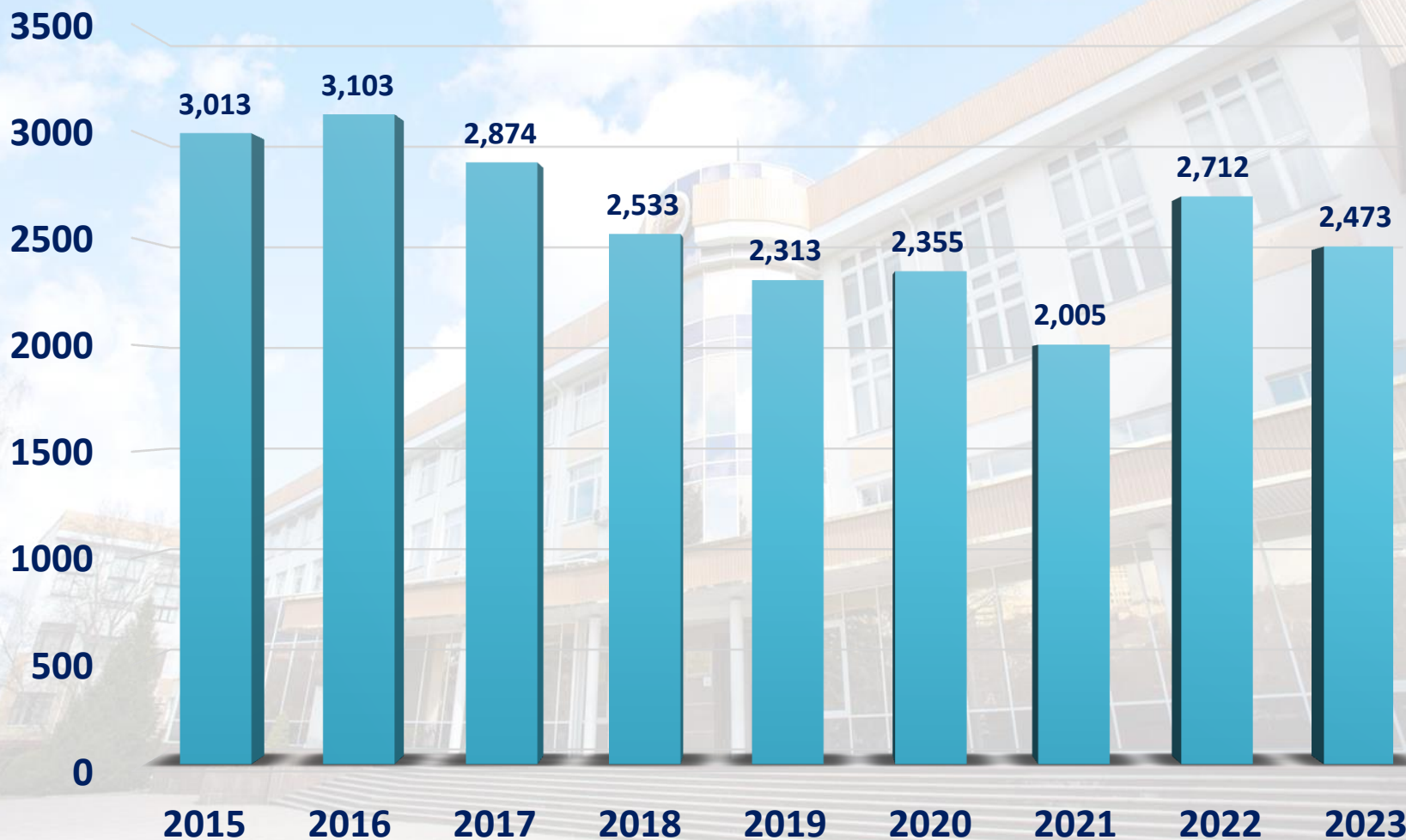
1,711 research and teaching staff:

257 Doctors of Sciences

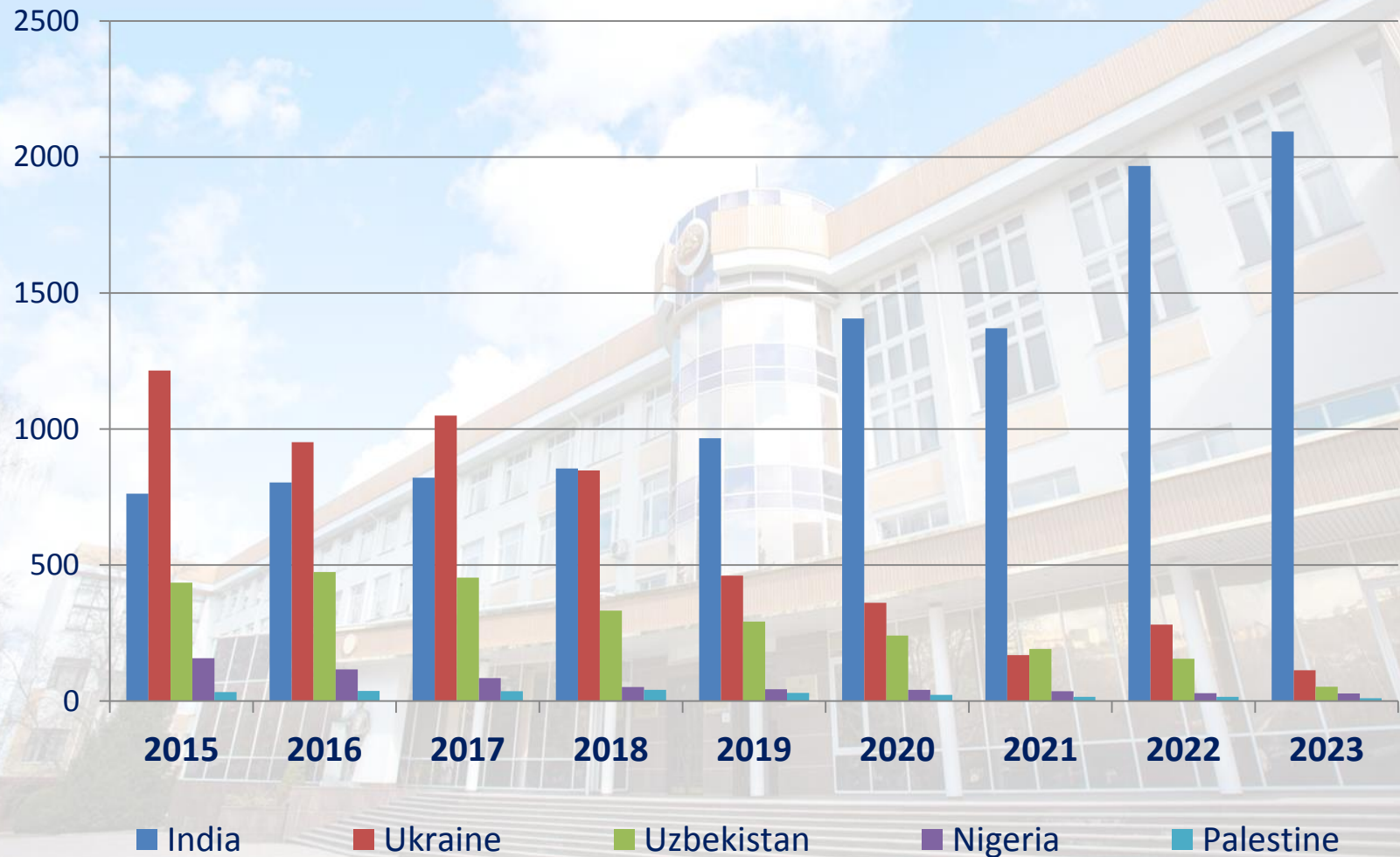
1,118 Candidates of Sciences

352 Diploma Supplements issued

NUMBER OF VERNADSKY CFU INTERNATIONAL STUDENTS



VERNADSKY CFU INTERNATIONAL STUDENTS BY HOME COUNTRY



PROGRAMMES MOST POPULAR WITH VERNADSKY CFU INTERNATIONAL STUDENTS



| <i>Programme \ Year</i> | <i>2020</i> | <i>2021</i> | <i>2022</i> | <i>2023</i> |
|-------------------------|--------------|--------------|--------------|--------------|
| General Medicine | 1,214 | 1,511 | 2,260 | 2,302 |
| Dentistry | 68 | 57 | 76 | 16 |
| Philology | 32 | 24 | 36 | 14 |
| Civil Engineering | 27 | 23 | 22 | 19 |
| Law | 17 | 16 | 24 | 12 |
| Economics | 17 | 13 | 15 | 13 |
| Tourism | 18 | 13 | 13 | 7 |
| Management | 10 | 6 | 15 | 13 |
| Psychology | 19 | 8 | 13 | 2 |
| Pharmacy | 12 | 7 | 10 | 5 |

- **Sciences**
 - **Engineering**
 - **Medicine**



NUMBER OF INTERNATIONAL EVENTS



UNIVERSITY-RELATED INTERNATIONAL TRIPS TAKEN BY VERNADSKY CFU FACULTY AND STAFF



2016 – 14 trips

18 staff members
9 countries

2022 – 1 trip

1 staff member
1 country

2017 – 13 trips

20 staff members
12 countries

2023 – 3 trips

6 staff members
3 countries

2018 – 15 trips

15 staff members
8 countries

2019 – 15 trips


16 staff members
9 countries

2020 – 2 trips

4 staff members
2 countries

2021 – 1 trip

1 staff member
1 country



Rep. of Cyprus
Rep. of Srpska
Rep. of Zambia
Serbia

Georgia
Germany
Greece

Switzerland
Syria

Iran
Israel
Italy

Turkey
UAE

Jordan
Kazakhstan
Kyrgyzstan

USA
Uzbekistan
Vietnam

Abkhazia
Austria
Azerbaijan
Belarus
China
France

VISITS BY INTERNATIONAL DELEGATIONS

2016 – **37** visitors from 19 countries
2017 – **39** visitors from 16 countries
2018 – **77** visitors from 21 countries
2019 – **59** visitors from 17 countries
2020 – **2** visitors from 2 countries
2021 – **54** visitors from 6 countries
2022 – **43** visitors from 3 countries
2023 – **2** visitors from 1 country



| | | |
|------------------------|------------|-------------|
| Australia | Georgia | Mongolia |
| Austria | Germany | Netherlands |
| Algeria | Greece | Norway |
| Armenia | India | Peru |
| Belarus | Iraq | Poland |
| Benin | Ireland | Serbia |
| Bosnia and Herzegovina | Italy | Slovakia |
| Bulgaria | Japan | Switzerland |
| Cambodia | Jordan | Taiwan |
| Canada | Kazakhstan | Turkey |
| China | Kyrgyzstan | Ukraine |
| Denmark | Lebanon | USA |
| France | LPR | Uzbekistan |
| | Malaysia | Viet Nam |

INTERNATIONAL COOPERATION



46 cooperation and collaboration agreements
with universities, institutions and organisations

from **23** countries



COOPERATION AGREEMENTS WITH ETHNIC AND CULTURAL COMMUNITIES OF THE REPUBLIC OF CRIMEA



- Paisia Khilendarsky Regional **Bulgarian** Community of the Republic of Crimea, NGO
- Tavrida Regional **Greek** Community of the Republic of Crimea, NGO
- Crimean **Jewish** Congress, Interregional NGO
- **Ukrainian** Community of Crimea, Regional NGO
- Regional **Armenian** Community of the Republic of Crimea, NGO





THANK YOU!

V.I. Vernadsky
Crimean Federal University

Prospekt Vernadskogo, 4, Simferopol,
Republic of Crimea, 295007

cfuv@crimeaedu.ru

cfuv.ru

+73 652 608 498



@INTERNATIONAL_82

Office of International Affairs

ul. Bespalova, 45-B, Simferopol,
Republic of Crimea, 295023

dirip@cfuv.ru

eng.cfuv.ru

+73 652 516 518